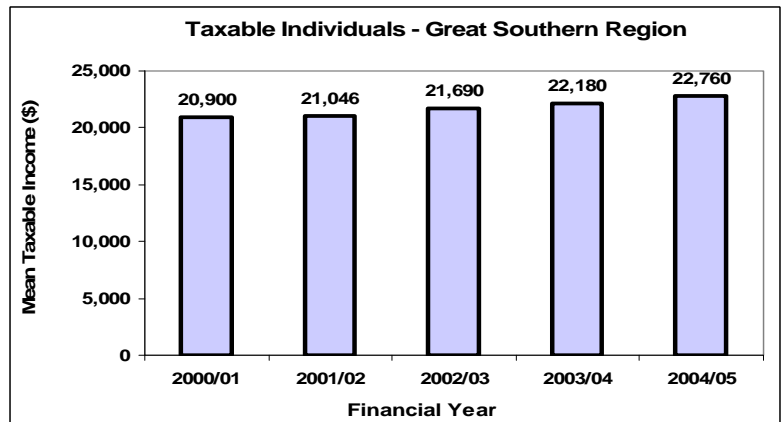




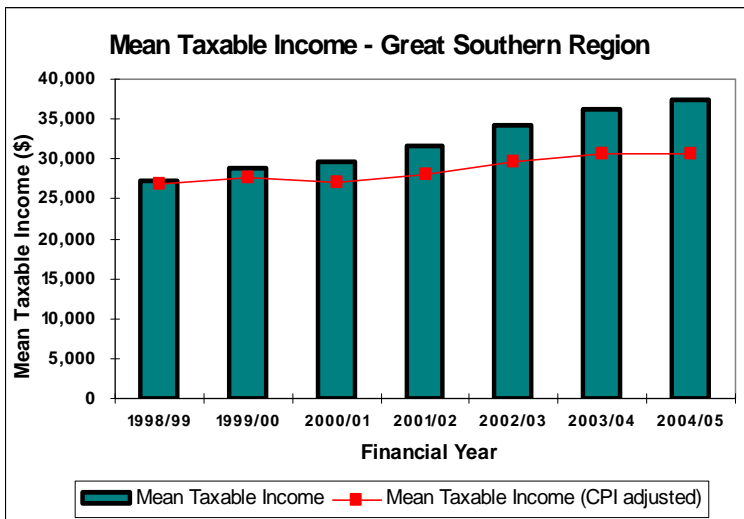
# Mean Taxable Income – Great Southern Region – 2004/2005

Mean Taxable Income is the average amount of taxable income earned by tax-paying individuals at a particular location, in a given year.

The Department of Local Government and Regional Development has estimated the average taxable income for each region and local government area in Western Australia, based on figures for each postcode provided by the Australian Taxation Office.



Source: Australian Taxation Office and Department of Local Government and Regional Development



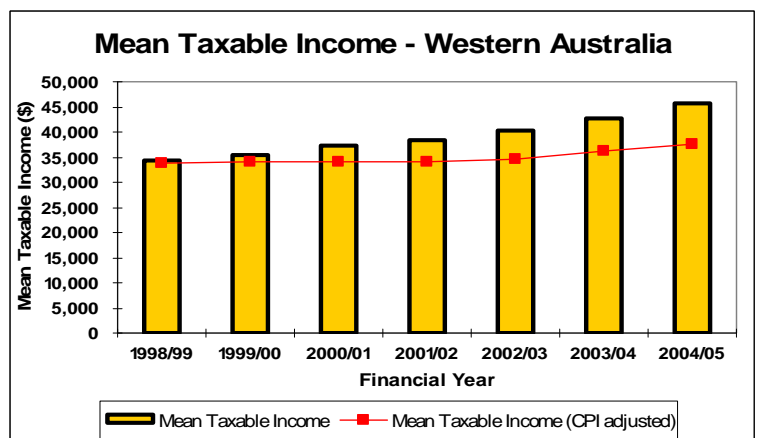
Source: Australian Taxation Office and Department of Local Government and Regional Development

From 2000/01 to 2004/05, the number of taxable individuals in the Great Southern Region increased from 20,900 to 22,760. During the same period, the Mean Taxable Income for the region increased from \$29,745 (2000/01) to \$37,384 (2004/05), representing a nominal increase of 25.7 per cent, or 13.1 per cent CPI adjusted, indicating a clear increase in average real incomes.

Over the longer period from 1998/99, Mean Taxable Income for the Great Southern Region was \$27,322m, increasing to \$37,384 in 2004/05, a nominal increase of 36.8 per cent (14.12 per cent when Consumer Prices Index-inflation adjusted).

Overall, the nominal average annual growth rate for the Great Southern Region from 1998/99 to 2004/05 was 5.4 per cent, with the real average annual growth rate of 2.2 per cent (CPI adjusted).

By comparison, the Mean Taxable Income for the state of Western Australia increased from \$34,349 (1998/99) to \$45,659 (2004/05), a nominal average annual growth rate of 4.9 per cent, and a real annual growth rate of 1.7 per cent (CPI adjusted).



Source: Australian Taxation Office and Department of Local Government and Regional Development