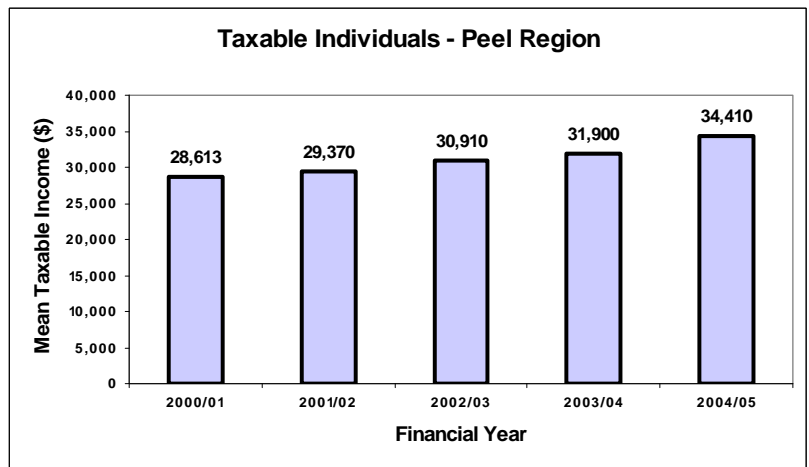




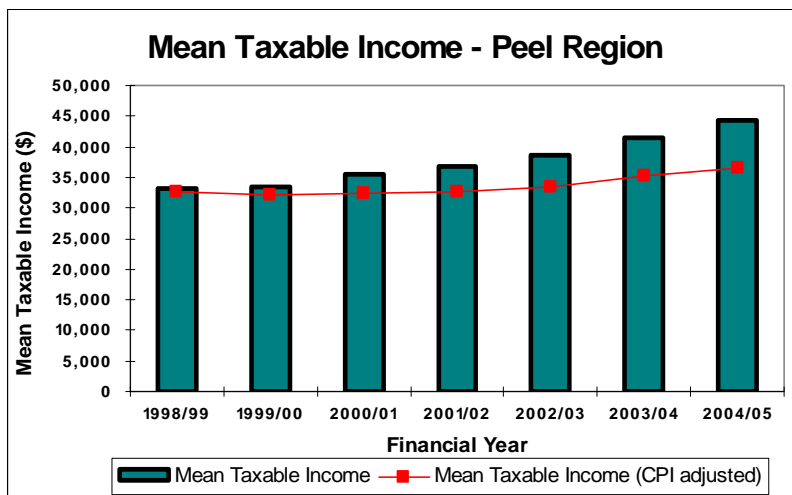
# Mean Taxable Income – Peel Region – 2004/2005

Mean Taxable Income is the average amount of taxable income earned by tax-paying individuals at a particular location, in a given year.

The Department of Local Government and Regional Development has estimated the average taxable income for each region and local government area in Western Australia, based on figures for each postcode provided by the Australian Taxation Office.



Source: Australian Taxation Office and Department of Local Government and Regional Development



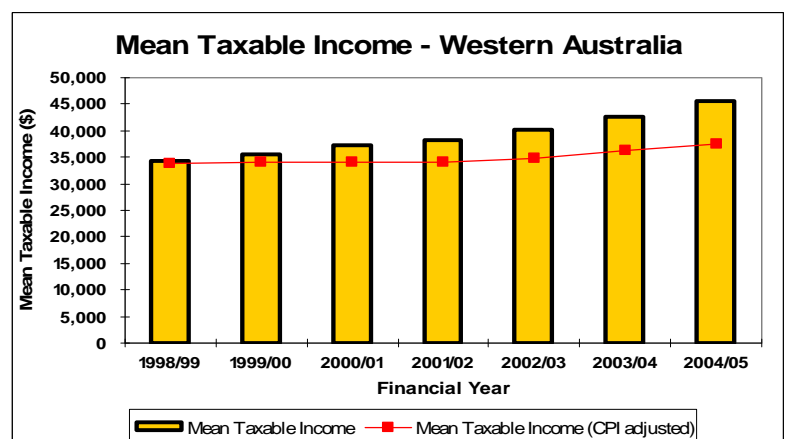
Source: Australian Taxation Office and Department of Local Government and Regional Development

From 2000/01 to 2004/05, the number of taxable individuals in the Peel Region increased from 28,613 to 34,410. During the same period, the Mean Taxable Income for the region increased from \$35,507 (2000/01) to \$44,411 (2004/05), representing a nominal increase of 25.1 per cent, or 12.6 per cent CPI adjusted, indicating a clear increase in average real incomes.

In 1998/99, Mean Taxable Income for the Peel Region was \$33,264, which increased to \$44,411 in 2004/05, a nominal increase of 33.5 per cent (11.4 per cent when CPI-inflation adjusted) over the period.

Overall, the nominal average annual growth rate for the Peel Region from 1998/99 to 2004/05 was 4.9 per cent, with the real average annual growth rate of 1.8 per cent (CPI adjusted).

By comparison, the Mean Taxable Income for the state of Western Australia increased from \$34,349 (1998/99) to \$45,659 (2004/05), a nominal average annual growth rate of 4.9 per cent, and a real annual growth rate of 1.7 per cent (CPI adjusted).



Source: Australian Taxation Office and the Department of Local Government and Regional Development